

2001

World
Development
Indicators

Copyright 2001 by the International Bank
for Reconstruction and Development/THE WORLD BANK
1818 H Street NW, Washington, DC 20433, USA

All rights reserved
Manufactured in the United States of America
First printing April 2001

This volume is a product of the staff of the Development Data Group of the World Bank's Development Economics Vice Presidency, and the judgments herein do not necessarily reflect the views of the World Bank's Board of Executive Directors or the countries they represent.

The World Bank does not guarantee the accuracy of the data included in this publication and accepts no responsibility whatsoever for any consequence of their use. The boundaries, colors, denominations, and other information shown on any map in this volume do not imply on the part of the World Bank any judgment on the legal status of any territory or the endorsement or acceptance of such boundaries. This publication uses the Robinson projection for maps, which represents both area and shape reasonably well for most of the earth's surface. Nevertheless, some distortions of area, shape, distance, and direction remain.

The material in this publication is copyrighted. Requests for permission to reproduce portions of it should be sent to the Office of the Publisher at the address in the copyright notice above. The World Bank encourages dissemination of its work and will normally give permission promptly and, when reproduction is for noncommercial purposes, without asking a fee. Permission to photocopy portions for classroom use is granted through the Copyright Center, Inc., Suite 910, 222 Rosewood Drive, Danvers, Massachusetts 01923, USA.

Photo credits: Curt Carnemark/World Bank.


If you have questions or comments about this product, please contact:

Development Data Center
The World Bank
1818 H Street NW, Room MC2-812, Washington, DC 20433, USA
Hotline: 800 590 1906 or 202 473 7824; fax 202 522 1498
Email: info@worldbank.org
Web site: www.worldbank.org or www.worldbank.org/data

ISBN 0-8213-4898-1

2001

World
Development
Indicators



For four years the *World Development Indicators* has reported on progress toward the international development goals. While the challenge is immense, the prospects for success in some areas are improving. Between 1990 and 1998 the proportion of people living in extreme poverty fell from 29 to 23 percent—and in China the number in extreme poverty fell by almost 150 million. In Liberia the rate of infant deaths dropped from 155 per 1,000 live births in 1990 to 113 in 1998, and at least 25 other developing countries lowered infant mortality rates fast enough to reach the goal for 2015. This is some of the good news.

But other data are more sobering. Despite remarkable success in some countries, none of the international development goals for health and education is likely, on present trends, to be achieved at the global level. We are not likely to achieve a two-thirds decline in infant and under-five mortality or a three-fourths decline in maternal mortality. And we are not likely to have universal primary education by 2015.

With less than 15 years to reach the goals, it is time for renewed and vigorous efforts to make good on our commitment to free our fellow men, women, and children from the cruel grip of poverty. That means action by rich and poor alike.

At a time of unprecedented prosperity in developed countries, it is simply unacceptable that more than one child of seven in Africa will die before his or her fifth birthday. Now is the time for a concerted appeal to the heads of government of major aid donors to make clear, once and for all, that development assistance is a vital investment in global peace and security. We must remind them that their current levels of aid, at some 0.24 percent of gross national income, fall far short of the 0.7 percent target many promised to meet. That shortfall is \$100 billion a year—for millions of children the difference between life and death.

Rich countries must also open their markets and reduce their agricultural subsidies. In 1995 tariffs in high-income countries cost developing countries more than \$40 billion. Nontariff barriers and other forms of trade protection at least double that cost—far in excess of the value of official development assistance at \$59 billion. Working with developing countries, we must also push ahead with debt relief. Last year we reached agreements that will bring \$34 billion in debt service relief to 22 poor countries. That relief, with its focus on poverty reduction, gives some of the poorest countries the means and incentives to make real progress in their fight to reduce poverty.

In all these issues we must be judged by results. That is why the statistics in the *World Development Indicators* are so important. They remind us that in our work with governments we must widen the focus beyond growth. We must reduce infant, child, and maternal mortality and increase access to education, nutrition, and health care. And we must sustain the benefits that flow from the environment for future generations. That is what development is truly about. Knowledge and hard facts can help us do this, and that is why the *World Development Indicators* is such an important tool.


James D. Wolfensohn
President
The World Bank Group

Acknowledgments

This book and its companion volumes, the *World Bank Atlas* and the *Little Data Book*, were prepared by a team led by Eric Swanson. The team consisted of Mehdi Akhlaghi, David Cieslikowski, Richard Fix, Amy Heyman, Masako Hiraga, M. H. Saeed Ordoubadi, Sulekha Patel, K. M. Vijayalakshmi, Amy Wilson, and Estela Zamora, working closely with other teams in the Development Economics Vice Presidency's Development Data Group. The CD-ROM development team included Azita Amjadi, Elizabeth Crayford, Reza Farivari, Anat Lewin, and William Prince. The work was carried out under the management of Shaida Badiee.

The choice of indicators and textual content was shaped through close consultation with and substantial contributions from staff in the World Bank's four thematic networks—Environmentally and Socially Sustainable Development; Private Sector Development and Infrastructure; Human Development; and Poverty Reduction and Economic Management—and staff of the International Finance Corporation and the Multilateral Investment Guarantee Agency. Most important, we received substantial help, guidance, and data from our external partners. For individual acknowledgments of contributions to the book's content, please see the *Credits* section. For a listing of our key partners, see the *Partners* section.

Bruce Ross-Larson was the principal editor, and Peter Grundy the art director. The cover and page design and the layout were done by Communications Development Incorporated with Grundy & Northedge of London. Staff from External Affairs oversaw publication and dissemination of the book.



This is the 5th edition of the *World Development Indicators* in its current format, the 24th since the World Bank began publishing a comprehensive set of development indicators. We believe that statistics matter. We also believe that by publishing objective information on the condition of the world and its people, we can contribute to better decisionmaking and hasten the achievement of our goals.

With its focus on the international development goals in *World view*, the *World Development Indicators* tries to capture the most important issues facing developing countries: the health, education, and welfare of people; sustainable use of natural resources and the reversal of environmental losses; economic growth and management of the economy; the complementary roles of governments and the private sector; and the continuing integration with the world economy.

Such statistics are a classic example of a “public good.” They are costly to produce, but once produced they can and should be widely distributed and used. But as valuable as good statistics may be, the public agencies that produce them are often understaffed, underfunded, and poorly equipped. Improving the quality of statistics—and the quality of the decisions they support—requires building the capacity of statistical offices. How? Through investments in people and equipment and in the knowledge to sustain a consistent level and quality of statistical output.

The World Bank is supporting these investments through a wide range of efforts. Four examples of our ongoing work:

First, as a member of the Partnership in Statistics for the 21st Century—or PARIS21, a consortium of donor agencies and developing countries formed in 1999—the World Bank is working closely with its development partners to raise awareness of the need for and value of good statistics—and to increase the resources available for statistical capacity building in developing countries.

Second, the World Bank is devoting special efforts to statistical capacity building in the countries preparing poverty reduction strategies—offering training programs through the World Bank Institute and bringing together poverty specialists, analysts, and statisticians. And as part of the International Monetary Fund’s General Data Dissemination System (GDDS) initiative, the World Bank is supporting work by countries to document their current practices in producing and disseminating statistical information and to develop plans for improvement.

Third, through the International Comparison Programme (ICP), the World Bank is working to improve the quality of data for comparing standards of living across countries. It is collaborating with other agencies to prepare and launch the next global ICP round.

And fourth, thanks to the generous support of several donors, the World Bank has established a trust fund for building statistical capacity. The first grants from the trust fund to national statistical agencies were recently approved. And we hope that by working together we can continue to improve the quality of data found here.

Meanwhile, we appreciate your comments and responses. Please keep sending them to us at data@worldbank.org. And for more information on the World Bank’s statistical publications, please visit our Web site at www.worldbank.org and select *data* on the menu.

Shaida Badiee
Director
Development Data Group

Contents

1 WORLD VIEW



| | |
|-----------------|------|
| Front matter | |
| Foreword | v |
| Acknowledgments | vi |
| Preface | vii |
| Partners | xii |
| Users guide | xxiv |

| | |
|--|----|
| Introduction | 3 |
| 1.1 Size of the economy | 12 |
| 1.2 Development progress | 16 |
| 1.3 Women in development | 20 |
| 1.4 Trends in long-term economic development | 24 |
| 1.5 Long-term structural change | 28 |
| 1.6 Key indicators for other economies | 32 |

| | |
|---|----|
| Text table | |
| 1.2a Indicators for the international development goals | 19 |



| | |
|---|-----|
| Introduction | 35 |
| 2.1 Population dynamics | 44 |
| 2.2 Labor force structure | 48 |
| 2.3 Employment by economic activity | 52 |
| 2.4 Unemployment | 56 |
| 2.5 Wages and productivity | 60 |
| 2.6 Poverty | 64 |
| 2.7 Social indicators of poverty | 68 |
| 2.8 Distribution of income or consumption | 70 |
| 2.9 Assessing vulnerability | 74 |
| 2.10 Enhancing security | 78 |
| 2.11 Education inputs | 82 |
| 2.12 Participation in education | 86 |
| 2.13 Education efficiency | 90 |
| 2.14 Education outcomes | 94 |
| 2.15 Health expenditure, services, and use | 98 |
| 2.16 Disease prevention: coverage and quality | 102 |
| 2.17 Reproductive health | 106 |
| 2.18 Health: risk factors and future challenges | 110 |
| 2.19 Mortality | 114 |

Figures

| | |
|---|-----|
| 2.13 The internal efficiency of education systems varies widely | 93 |
| 2.19 Progress in life expectancy has been uneven | 117 |

Text tables

| | |
|---|-----|
| 2.2a Change in female employment and labor force participation in selected countries in Europe and Central Asia, 1989–97 | 51 |
| 2.3a Share of nonagricultural labor force in self-employment, 1970 and 1990 | 55 |
| 2.10a Access to prescribed medicines in the Russian Federation, 1994–96 | 81 |
| 2.11a Reported deaths of teachers in Zambia and Zimbabwe, selected years, 1996–99 | 85 |
| 2.12a Average annual growth in the population of primary school age in selected Sub-Saharan African countries, with and without AIDS, 2000–10 | 89 |
| 2.14a Science achievement among eighth-grade students in selected economies, 1995 and 1999 | 97 |
| 2.15a Responsiveness of national health systems to the population's expectations | 101 |
| 2.16a Children receiving each dose of vaccine against diphtheria, pertussis, and tetanus in selected developing countries, various years | 105 |
| 2.17a Access to reproductive health care in selected developing countries, various years | 109 |



| | |
|--|-----|
| Introduction | 119 |
| 3.1 Rural environment and land use | 126 |
| 3.2 Agricultural inputs | 130 |
| 3.3 Agricultural output and productivity | 134 |
| 3.4 Deforestation and biodiversity | 138 |
| 3.5 Freshwater | 142 |
| 3.6 Water pollution | 146 |
| 3.7 Energy production and use | 150 |
| 3.8 Energy efficiency and emissions | 154 |
| 3.9 Sources of electricity | 158 |
| 3.10 Urbanization | 162 |
| 3.11 Urban environment | 166 |
| 3.12 Traffic and congestion | 170 |
| 3.13 Air pollution | 174 |
| 3.14 Government commitment | 176 |
| 3.15 Toward a measure of genuine savings | 180 |

Box

| | |
|----------------------------------|-----|
| 3.1 Monitoring rural development | 129 |
|----------------------------------|-----|

Figures

| | |
|---|-----|
| 3.2a Farm workers in developing countries must rely on their own labor | 133 |
| 3.2b Fertilizer consumption is growing rapidly in low-income countries | 133 |
| 3.3 The land area under cereal production has grown in low-income countries . . . but cereal yields, though growing worldwide, still lag | 137 |
| 3.5a Most people without access to an improved water source live in Asia | 145 |
| 3.5b Agriculture accounts for most freshwater withdrawals in developing countries—industry in high-income countries | 145 |
| 3.6 Emissions of organic water pollutants have been rising in developing countries . . . with China and India making the biggest contributions | 149 |
| 3.7a High-income countries, with 15 percent of the world's population, use half its commercial energy . . . and 10 times as much per capita as low-income countries | 153 |
| 3.7b High-income countries depend on imports for roughly a quarter of their energy | 153 |
| 3.8 Carbon dioxide emissions have been rising globally. . . even on a per capita basis . . . but production is becoming cleaner | 157 |
| 3.9 The gap in electricity production is widening | 161 |
| 3.10 Most without access to improved sanitation facilities live in Asia | 165 |
| 3.14 A global focus on biodiversity and climate change | 178 |
| 3.15 Genuine domestic savings—a proxy for economic sustainability | 183 |

Text tables

| | |
|---|-----|
| 3a Major watersheds of the world | 124 |
| 3b Global marine fisheries | 125 |
| 3c Atmospheric concentrations of greenhouse and ozone-depleting gases | 125 |
| 3.11a Population of the world's 10 largest metropolitan areas in 1000, 1900, 2000, and 2015 | 169 |
| 3.12a The top 10 vehicle-owning economies in 1999 | 173 |
| 3.12b The 10 economies with the highest fuel prices in 2000—and the 10 with the lowest | 173 |
| 3.14a Status of national environmental action plans | 176 |
| 3.14b States that have signed the Convention on Climate Change | 177 |

4 ECONOMY



| | |
|---|-----|
| Introduction | 185 |
| 4.1 Growth of output | 194 |
| 4.2 Structure of output | 198 |
| 4.3 Structure of manufacturing | 202 |
| 4.4 Growth of merchandise trade | 206 |
| 4.5 Structure of merchandise exports | 210 |
| 4.6 Structure of merchandise imports | 214 |
| 4.7 Structure of service exports | 218 |
| 4.8 Structure of service imports | 222 |
| 4.9 Structure of demand | 226 |
| 4.10 Growth of consumption and investment | 230 |
| 4.11 Central government finances | 234 |
| 4.12 Central government expenditures | 238 |
| 4.13 Central government revenues | 242 |
| 4.14 Monetary indicators and prices | 246 |
| 4.15 Balance of payments current account | 250 |
| 4.16 External debt | 254 |
| 4.17 External debt management | 258 |

Figures

| | |
|---|-----|
| 4.3 Manufacturing growth resumed in East Asia in 1999 | 205 |
| 4.5 Manufactured exports are increasingly important for developing countries | 213 |
| 4.7 Travel services are the most important service export from developing countries | 221 |
| 4.10 Rising investment in Asia | 233 |
| 4.11 Developing economies tend to run larger fiscal deficits | 237 |
| 4.12 Public interest payments are a big burden on developing economies | 241 |
| 4.13 Some developing economies tax as much as high-income economies | 245 |
| 4.15 The top recipients of workers' remittances | 253 |
| 4.16 Liabilities to the World Bank increased in most regions in 1999 | 257 |
| 4.17 Debt is becoming increasingly short term in some regions | 261 |

Text tables

| | |
|---------------------------------|-----|
| 4a Recent economic performance | 190 |
| 4b Key macroeconomic indicators | 191 |

5 STATES AND MARKETS



| | |
|--|-----|
| Introduction | 263 |
| 5.1 Private sector development | 270 |
| 5.2 Investment climate | 274 |
| 5.3 Stock markets | 278 |
| 5.4 Financial depth and efficiency | 282 |
| 5.5 Tax policies | 286 |
| 5.6 Relative prices and exchange rates | 290 |
| 5.7 Defense expenditures and trade in arms | 294 |
| 5.8 Transport infrastructure | 298 |
| 5.9 Power and communications | 302 |
| 5.10 The information age | 306 |
| 5.11 Science and technology | 310 |

Figures

| | |
|---|-----|
| 5.3 Trends in market capitalization are mixed in developing regions | 281 |
| 5.8 More roads are paved in Europe and Central Asia | 301 |
| 5.9 Latin America leads developing regions in mobile phones | 305 |



| | | | |
|---|-----|----------------------------|-----|
| Introduction | 315 | Back matter | |
| 6.1 Integration with the global economy | 320 | Statistical methods | 367 |
| 6.2 Direction and growth of merchandise trade | 324 | Primary data documentation | 369 |
| 6.3 OECD trade with low- and middle-income economies | 327 | Acronyms and abbreviations | 377 |
| 6.4 Primary commodity prices | 330 | Credits | 378 |
| 6.5 Regional trade blocs | 332 | Bibliography | 380 |
| 6.6 Tariff barriers | 336 | Index of indicators | 387 |
| 6.7 Global financial flows | 340 | | |
| 6.8 Net financial flows from Development Assistance Committee members | 344 | | |
| 6.9 Aid flows from Development Assistance Committee members | 346 | | |
| 6.10 Aid dependency | 348 | | |
| 6.11 Distribution of net aid by Development Assistance Committee members | 352 | | |
| 6.12 Net financial flows from multilateral institutions | 356 | | |
| 6.13 Foreign labor and population in OECD countries | 360 | | |
| 6.14 Travel and tourism | 362 | | |
| Figures | | | |
| 6.1 Gross private capital flows expand | 323 | | |
| 6.2 More than three-quarters of world imports go to high-income economies | 326 | | |
| 6.9 Declining efforts in aid | 347 | | |
| 6.10 DAC members distributed their aid in 1999 much as they had in the previous six years | 351 | | |
| 6.11 The flow of aid from DAC members in 1999 reflected geopolitical interests and historical ties | 355 | | |
| 6.13 OECD countries attracted immigrants from disparate locations in 1998 | 361 | | |
| 6.14 Rising tourism expenditures by people from low-income and lower-middle-income economies | 365 | | |
| Text table | | | |
| 6.8a Official development assistance from non-DAC donors, 1995–99 | 345 | | |

Partners

Defining, gathering, and disseminating international statistics is a collective effort of many people and organizations. The indicators presented in the *World Development Indicators* are the fruit of decades of work at many levels, from the field workers who administer censuses and household surveys to the committees and working parties of the national and international statistical agencies that develop the nomenclature, classifications, and standards fundamental to an international statistical system. Nongovernmental organizations and the private sector have also made important contributions, both in gathering primary data and in organizing and publishing their results. And academic researchers have played a crucial role in developing statistical methods and carrying on a continuing dialogue about the quality and interpretation of statistical indicators. All these contributors have a strong belief that available, accurate data will improve the quality of public and private decisionmaking.

The organizations listed here have made the *World Development Indicators* possible by sharing their data and their expertise with us. More important, their collaboration contributes to the World Bank's efforts, and to those of many others, to improve the quality of life of the world's people. We acknowledge our debt and gratitude to all who have helped to build a base of comprehensive, quantitative information about the world and its people.

For your easy reference we have included URLs (Web addresses) for organizations that maintain Web sites. The addresses shown were active on 1 March 2001. Information about the World Bank is also provided.

International and government agencies

Bureau of Verification and Compliance, U.S. Department of State

The Bureau of Verification and Compliance, U.S. Department of State, is responsible for international agreements on conventional, chemical, and biological weapons and on strategic forces; treaty verification and compliance; and support to ongoing negotiations, policymaking, and interagency implementation efforts.

For information contact the Public Affairs Officer, Bureau of Verification and Compliance, U.S. Department of State, 2201 C Street NW, Washington, DC 20520, USA; telephone: 202 647 6946; Web site: www.state.gov/www/global/arms/bureauvc.html.

Carbon Dioxide Information Analysis Center

The Carbon Dioxide Information Analysis Center (CDIAC) is the primary global change data and information analysis center of the U.S. Department of Energy. The CDIAC's scope includes potentially anything that would be of value to those concerned with the greenhouse effect and global climate change, including concentrations of carbon dioxide and other radiatively active gases in the atmosphere; the role of the terrestrial biosphere and the oceans in the biogeochemical cycles of greenhouse gases; emissions of carbon dioxide to the atmosphere; long-term climate trends; the effects of elevated carbon dioxide on vegetation; and the vulnerability of coastal areas to rising sea levels.

For information contact the CDIAC, Oak Ridge National Laboratory, PO Box 2008, Oak Ridge, TN 37831-6335, USA; telephone: 865 574 0390; fax: 865 574 2232; email: cdiac@ornl.gov; Web site: cdiac.esd.ornl.gov.



Food and Agriculture Organization

The Food and Agriculture Organization (FAO), a specialized agency of the United Nations, was founded in October 1945 with a mandate to raise nutrition levels and living standards, to increase agricultural productivity, and to better the condition of rural populations. The organization provides direct development assistance; collects, analyzes, and disseminates information; offers policy and planning advice to governments; and serves as an international forum for debate on food and agricultural issues.

Statistical publications of the FAO include the *Production Yearbook*, *Trade Yearbook*, and *Fertilizer Yearbook*. The FAO makes much of its data available on diskette through its Agrostat PC system.

FAO publications can be ordered from national sales agents or directly from the FAO Sales and Marketing Group, Viale delle Terme di Caracalla, 00100 Rome, Italy; telephone: 39 06 57051; fax: 39 06 5705/3152; email: Publications-sales@fao.org; Web site: www.fao.org.



International Civil Aviation Organization

The International Civil Aviation Organization (ICAO), a specialized agency of the United Nations, was founded on 7 December 1944. It is responsible for establishing international standards and recommended practices and procedures for the technical, economic, and legal aspects of international civil aviation operations. The ICAO works to achieve the highest practicable degree of uniformity worldwide in civil aviation issues whenever this will facilitate and improve air safety, efficiency, and regularity.

To obtain ICAO publications contact the ICAO, Document Sales Unit, 999 University Street, Montreal, Quebec H3C 5H7, Canada; telephone: 514 954 8022; fax: 514 954 6769; email: sales_unit@icao.int; Web site: www.icao.int.



International Labour Organization

The International Labour Organization (ILO), a specialized agency of the United Nations, seeks the promotion of social justice and internationally recognized human and labor rights. Founded in 1919, it is the only surviving major creation of the Treaty of Versailles, which brought the League of Nations into being. It became the first specialized agency of the United Nations in 1946. Unique within the United Nations system, the ILO's tripartite structure has workers and employers participating as equal partners with governments in the work of its governing organs.

As part of its mandate, the ILO maintains an extensive statistical publication program. The *Yearbook of Labour Statistics* is its most comprehensive collection of labor force data.

Publications can be ordered from the International Labour Office, 4 route des Morillons, CH-1211 Geneva 22, Switzerland, or from sales agents and major booksellers throughout the world.

Partners

and ILO offices in many countries. Telephone: 41 22 799 78 66; fax: 41 22 799 61 17; email: publns@ilo.org; Web site: www.ilo.org.



International Monetary Fund

The International Monetary Fund (IMF) was established at a conference in Bretton Woods, New Hampshire, United States, on 1–22 July 1944. (The conference also established the World Bank.) The IMF came into official existence on 27 December 1945 and commenced financial operations on 1 March 1947. It currently has 183 member countries.

The statutory purposes of the IMF are to promote international monetary cooperation, facilitate the expansion and balanced growth of international trade, promote exchange rate stability, help to establish a multilateral payments system, make the general resources of the IMF temporarily available to its members under adequate safeguards, and shorten the duration and lessen the degree of disequilibrium in the international balances of payments of members.

The IMF maintains an extensive program for the development and compilation of international statistics and is responsible for collecting and reporting statistics on international financial transactions and the balance of payments. In April 1996 it undertook an important initiative to improve the quality of international statistics, establishing the Special Data Dissemination Standard (SDDS) to guide members that have, or seek, access to international capital markets in providing economic and financial data to the public. In 1997 the IMF established the General Data Dissemination System (GDSD) to guide countries in providing the public with comprehensive, timely, accessible, and reliable economic, financial, and sociodemographic data.

The IMF's major statistical publications include *International Financial Statistics*, *Balance of Payments Statistics Yearbook*, *Government Finance Statistics Yearbook*, and *Direction of Trade Statistics Yearbook*.

For more information on IMF statistical publications contact the International Monetary Fund, Publications Services, Catalog Orders, 700 19th Street NW, Washington, DC 20431, USA; telephone: 202 623 7430; fax: 202 623 7201; telex: RCA 248331 IMF UR; email: pub-web@imf.org; Web site: www.imf.org; SDDS and GDSD bulletin board: dsbb.imf.org.



International Telecommunication Union

Founded in Paris in 1865 as the International Telegraph Union, the International Telecommunication Union (ITU) took its current name in 1934 and became a specialized agency of the United Nations in 1947. The ITU is an intergovernmental organization in which the public and private sectors cooperate for the development of telecommunications. The ITU adopts international regulations and treaties governing all terrestrial and space uses of the frequency spectrum and the use of the geostationary satellite orbit. It also develops standards for the interconnection of telecommunications systems worldwide.

The ITU fosters the development of telecommunications in developing countries by establishing medium-term development policies and strategies in consultation with other partners in the sector and providing specialized technical assistance in management, telecommunications policy, human resource management, research and development, technology choice and transfer, network installation and maintenance, and investment financing and resource mobilization.

The ITU's main statistical publication is the *Telecommunications Yearbook*.

Publications can be ordered from ITU Sales and Marketing Service, Place des Nations, CH-1211 Geneva 20, Switzerland; telephone: 41 22 730 6141 (English), 41 22 730 6142 (French), and 41 22 730 6143 (Spanish); fax: 41 22 730 5194; email: sales@itu.int; telex: 421 000 uit ch; telegram: ITU GENEVE; Web site: www.itu.int.

National Science Foundation

The National Science Foundation (NSF) is an independent U.S. government agency whose mission is to promote the progress of science; to advance the national health, prosperity, and welfare; and to secure the national defense. It is responsible for promoting science and engineering through almost 20,000 research and education projects. In addition, the NSF fosters the exchange of scientific information among scientists and engineers in the United States and other countries, supports programs to strengthen scientific and engineering research potential, and evaluates the impact of research on industrial development and general welfare.

As part of its mandate, the NSF biennially publishes *Science and Engineering Indicators*, which tracks national and international trends in science and engineering research and education.

Electronic copies of NSF documents can be obtained from the NSF's online document system (www.nsf.gov/pubsys/index.htm) or requested by email from its automated mailserver (getpub@nsf.gov). Documents can also be requested from the NSF Publications Clearinghouse by mail, at PO Box 218, Jessup, MD 20794-0218, or by telephone, at 301 947 2722.

For more information contact the National Science Foundation, 4201 Wilson Boulevard, Arlington, VA 22230, USA; telephone: 703 292 5111; Web site: www.nsf.gov.

Organisation for Economic Co-operation and Development

The Organisation for Economic Co-operation and Development (OECD) was set up in 1948 as the Organisation for European Economic Co-operation (OEEC) to administer Marshall Plan funding in Europe. In 1960, when the Marshall Plan had completed its task, the OEEC's member countries agreed to bring in Canada and the United States to form an organization to coordinate policy among industrial countries. The OECD is the international organization of the industrialized, market economy countries.

Representatives of member countries meet at the OECD to exchange information and harmonize policy with a view to maximizing economic growth in member countries and helping non-member countries develop more rapidly. The OECD has set up a number of specialized committees to further its aims. One of these is the Development Assistance Committee (DAC), whose members have agreed to coordinate their policies on assistance to developing and transition economies.

Also associated with the OECD are several agencies or bodies that have their own governing statutes, including the International Energy Agency and the Centre for Co-operation with Economies in Transition.

The OECD's main statistical publications include *Geographical Distribution of Financial Flows to Aid Recipients*, *National Accounts of OECD Countries*, *Labour Force Statistics*, *Revenue Statistics of OECD Member Countries*, *International Direct Investment Statistics Yearbook*, *Basic Science*



Partners

and Technology Statistics, Industrial Structure Statistics, and Services: Statistics on International Transactions.

For information on OECD publications contact the OECD, 2, rue André-Pascal, 75775 Paris Cedex 16, France; telephone: 33 1 45 24 82 00; fax: 33 1 49 10 42 76; email: sales@oecd.org; Web sites: www.oecd.org and www.oecdwash.org.



United Nations

The United Nations and its specialized agencies maintain a number of programs for the collection of international statistics, some of which are described elsewhere in this book. At United Nations headquarters the Statistics Division provides a wide range of statistical outputs and services for producers and users of statistics worldwide.

The Statistics Division publishes statistics on international trade, national accounts, demography and population, gender, industry, energy, environment, human settlements, and disability. Its major statistical publications include the *International Trade Statistics Yearbook*, *Yearbook of National Accounts*, and *Monthly Bulletin of Statistics*, along with general statistics compendiums such as the *Statistical Yearbook* and *World Statistics Pocketbook*.

For publications contact United Nations Publications, Room DC2 853, 2 UN Plaza, New York, NY 10017, USA; telephone: 212 963 8302 or 800 253 9646 (toll free); fax: 212 963 3489; email: publications@un.org; Web site: www.un.org.

United Nations Centre for Human Settlements (Habitat), Global Urban Observatory

The Urban Indicators Programme of the United Nations Centre for Human Settlements (Habitat) was established to address the urgent global need to improve the urban knowledge base by helping countries and cities design, collect, and apply policy-oriented indicators related to urban development at the city level. In 1997 the Urban Indicators Programme was integrated into the Global Urban Observatory, the principal United Nations program for monitoring urban conditions and trends and for tracking progress in implementing the goals of the Habitat Agenda. With the Urban Indicators and Best Practices programs, the Global Urban Observatory is establishing a worldwide information, assessment, and capacity building network to help governments, local authorities, the private sector, and nongovernmental and other civil society organizations.

Contact Christine Auclair (guo@unchs.org), Urban Indicators Programme, Global Urban Observatory, UNCHS (Habitat), PO Box 30030, Nairobi, Kenya; telephone: 2542 623694; fax: 2542 624266/7; Web site: www.unchs.org.



United Nations Children's Fund

The United Nations Children's Fund (UNICEF), the only organization of the United Nations dedicated exclusively to children, works with other United Nations bodies and with governments and nongovernmental organizations to improve children's lives in more than 140 developing countries through community-based services in primary health care, basic education, and safe water and sanitation.

UNICEF's major publications include *The State of the World's Children* and *The Progress of Nations*.

For information on UNICEF publications contact UNICEF House, 3 United Nations Plaza, New York, NY 10017, USA; telephone: 212 326 7000; fax: 212 888 7465 or 7454; telex: RCA-239521; email: publications@un.org; Web site: www.unicef.org.



United Nations Conference on Trade and Development

The United Nations Conference on Trade and Development (UNCTAD) is the principal organ of the United Nations General Assembly in the field of trade and development. It was established as a permanent intergovernmental body in 1964 in Geneva with a view to accelerating economic growth and development, particularly in developing countries. UNCTAD discharges its mandate through policy analysis; intergovernmental deliberations, consensus building, and negotiation; monitoring, implementation, and follow-up; and technical cooperation.

UNCTAD produces a number of publications containing trade and economic statistics, including the *Handbook of International Trade and Development Statistics*.

For information contact UNCTAD, Palais des Nations, CH-1211 Geneva 10, Switzerland; telephone: 41 22 907 12 34 or 917 12 34; fax: 41 22 907 00 43; telex: 42962; email: reference.service@unctad.org; Web site: www.unctad.org.



United Nations Educational, Scientific, and Cultural Organization

The United Nations Educational, Scientific, and Cultural Organization (UNESCO) is a specialized agency of the United Nations established in 1945 to promote "collaboration among nations through education, science, and culture in order to further universal respect for justice, for the rule of law, and for the human rights and fundamental freedoms . . . for the peoples of the world, without distinction of race, sex, language, or religion."

UNESCO's principal statistical publications are the *Statistical Yearbook*, *World Education Report* (biennial), and *Basic Education and Literacy: World Statistical Indicators*.

For publications contact UNESCO Publishing, Promotion, and Sales Division, 1, rue Miollis F, 75732 Paris Cedex 15, France; fax: 33 1 45 68 57 41; email: publishing.promotion@unesco.org; Web site: www.unesco.org.



United Nations Environment Programme

The mandate of the United Nations Environment Programme (UNEP) is to provide leadership and encourage partnership in caring for the environment by inspiring, informing, and enabling nations and people to improve their quality of life without compromising that of future generations.

UNEP publications include *Global Environment Outlook* and *Our Planet* (a bimonthly magazine).

For information contact the UNEP, PO Box 30552, Nairobi, Kenya; telephone: 254 2 62 1234 or 3292; fax: 254 2 22 6886 or 62 2615; email: oedinfo@unep.org; Web site: www.unep.org.



United Nations Industrial Development Organization

The United Nations Industrial Development Organization (UNIDO) was established in 1966 to act as the central coordinating body for industrial activities and to promote industrial development and cooperation at the global, regional, national, and sectoral levels. In 1985 UNIDO became the 16th

Partners

specialized agency of the United Nations, with a mandate to help develop scientific and technological plans and programs for industrialization in the public, cooperative, and private sectors.

UNIDO's databases and information services include the Industrial Statistics Database (INDSTAT), Commodity Balance Statistics Database (COMBAL), Industrial Development Abstracts (IDA), and the International Referral System on Sources of Information. Among its publications is the *International Yearbook of Industrial Statistics*.

For information contact UNIDO Public Information Section, Vienna International Centre, PO Box 300, A-1400 Vienna, Austria; telephone: 43 1 260 26 5031; fax: 43 1 213 46 5031 or 260 26 6843; email: publications@unido.org; Web site: www.unido.org.



World Bank Group

The World Bank Group is made up of five organizations: the International Bank for Reconstruction and Development (IBRD), the International Development Association (IDA), the International Finance Corporation (IFC), the Multilateral Investment Guarantee Agency (MIGA), and the International Centre for Settlement of Investment Disputes (ICSID).

Established in 1944 at a conference of world leaders in Bretton Woods, New Hampshire, United States, the World Bank is the world's largest source of development assistance, providing nearly \$16 billion in loans annually to its client countries. It uses its financial resources, trained staff, and extensive knowledge base to help each developing country onto a path of stable, sustainable, and equitable growth in the fight against poverty. The World Bank Group has 182 member countries.

For information about the World Bank visit its Web site at www.worldbank.org. For more information about development data contact the Development Data Group, World Bank, 1818 H Street NW, Washington, DC 20433, USA; telephone: 800 590 1906 or 202 473 7824; fax: 202 522 1498; email: data@worldbank.org; Web site: www.worldbank.org/data.



World Health Organization

The constitution of the World Health Organization (WHO) was adopted on 22 July 1946 by the International Health Conference, convened in New York by the Economic and Social Council. The objective of the WHO, a specialized agency of the United Nations, is the attainment by all people of the highest possible level of health.

The WHO carries out a wide range of functions, including coordinating international health work; helping governments strengthen health services; providing technical assistance and emergency aid; working for the prevention and control of disease; promoting improved nutrition, housing, sanitation, recreation, and economic and working conditions; promoting and coordinating biomedical and health services research; promoting improved standards of teaching and training in health and medical professions; establishing international standards for biological, pharmaceutical, and similar products; and standardizing diagnostic procedures.

The WHO publishes the *World Health Statistics Annual* and many other technical and statistical publications.

For publications contact Distribution and Sales, Division of Publishing, Language, and Library Services, World Health Organization Headquarters, CH-1211 Geneva 27, Switzerland; telephone:

41 22 791 2476 or 2477; fax: 41 22 791 4857; email: publications@who.ch; Web site: www.who.ch.



World Intellectual Property Organization

The World Intellectual Property Organization (WIPO) is a specialized agency of the United Nations based in Geneva, Switzerland. The objectives of WIPO are to promote the protection of intellectual property throughout the world through cooperation among states and, where appropriate, in collaboration with other international organizations and to ensure administrative cooperation among the intellectual property unions—that is, the “unions” created by the Paris and Berne Conventions and several subtreaties concluded by members of the Paris Union. WIPO is responsible for administering various multilateral treaties dealing with the legal and administrative aspects of intellectual property. A substantial part of its activities and resources is devoted to development cooperation with developing countries.

For information contact the World Intellectual Property Organization, 34, chemin des Colombettes, Geneva, Switzerland; mailing address: PO Box 18, CH-1211 Geneva 20, Switzerland; telephone: 41 22 338 9111; fax: 41 22 733 5428; telex: 412912 ompi ch; email: publications.mail@wipo.int; Web site: www.wipo.int.

World Tourism Organization

The World Tourism Organization is an intergovernmental body charged by the United Nations with promoting and developing tourism. It serves as a global forum for tourism policy issues and a source of tourism know-how. The organization began as the International Union of Official Tourist Publicity Organizations, set up in 1925 in The Hague. Renamed the World Tourism Organization, it held its first general assembly in Madrid in May 1975. Its membership includes 132 countries and territories and more than 350 affiliate members representing local governments, tourism associations, and private companies, including airlines, hotel groups, and tour operators.

The World Tourism Organization publishes the *Yearbook of Tourism Statistics*, *Compendium of Tourism Statistics*, and *Travel and Tourism Barometer* (triannual).

For information contact the World Tourism Organization, Capitán Haya, 42, 28020 Madrid, Spain; telephone: 34 91 567 81 00; fax: 34 91 567 82 18; email: omt@world-tourism.org; Web site: www.world-tourism.org.



World Trade Organization

The World Trade Organization (WTO), established on 1 January 1995, is the successor to the General Agreement on Tariffs and Trade (GATT). The WTO provides the legal and institutional foundation of the multilateral trading system and embodies the results of the Uruguay Round of trade negotiations, which ended with the Marrakesh Declaration of 15 April 1994. The WTO is mandated with administering and implementing multilateral trade agreements, serving as a forum for multilateral trade negotiations, seeking to resolve trade disputes, overseeing national trade policies, and cooperating with other international institutions involved in global economic policymaking.

The WTO's Statistics and Information Systems Divisions compile statistics on world trade and maintain the Integrated Database, which contains the basic records of the outcome of the Uruguay Round. Its *Annual Report* includes a statistical appendix.

Partners

For publications contact the World Trade Organization, Publications Services, Centre William Rappard, 154 rue de Lausanne, CH-1211, Geneva, Switzerland; telephone: 41 22 739 5208 or 5308; fax: 41 22 739 5792; email: publications@wto.org; Web site: www.wto.org.

Private and nongovernmental organizations



Euromoney Publications PLC

Euromoney Publications PLC provides a wide range of financial, legal, and general business information. The monthly magazine *Euromoney* carries a semiannual rating of country creditworthiness.

For information contact Euromoney Publications PLC, Nestor House, Playhouse Yard, London EC4V 5EX, UK; telephone: 44 20 7779 8999; fax: 44 20 7779 8602; telex: 2907002; email: hotline@euromoneyplc.com; Web site: www.euromoney.com.

Institutional Investor, Inc.

Institutional Investor, Inc., develops country credit ratings every six months based on information provided by leading international banks. It publishes the magazine *Institutional Investor* monthly.

For information contact Institutional Investor, Inc., 488 Madison Avenue, New York, NY 10022, USA; telephone: 212 224 3300; email: info@iimagazine.com; Web site: www.iimagazine.com.



International Road Federation

The International Road Federation (IRF) is a not-for-profit, nonpolitical service organization. Its purpose is to encourage better road and transport systems worldwide and to help apply technology and management practices that will maximize economic and social returns from national road investments. The IRF has led global road infrastructure developments and is the international point of affiliation for about 600 member companies, associations, and governments.

The IRF's mission is to promote road development as a key factor in social and economic growth, to provide governments and financial institutions with professional ideas and expertise, to facilitate business exchange among members, to establish links between members and external institutions and agencies, to support national road federations, and to give information to professional groups.

The IRF publishes *World Road Statistics*.

Contact the Geneva office at 2 chemin de Blandonnet, CH-1214 Vernier, Geneva, Switzerland; telephone: 41 22 306 0260; fax: 41 22 306 0270; or the Washington, DC, office at 1010 Massachusetts Avenue NW, Suite 410, Washington, DC 20001, USA; telephone: 202 371 5544; fax: 202 371 5565; email: info@irfnet.com; Web site: www.irfnet.org.

Monetary Research Institute

The Monetary Research Institute (MRI) was founded in 1990 to collect information about the current means of payment in the world. Its flagship publication, the quarterly *MRI Bankers' Guide to Foreign Currency*, is designed for use by banks, foreign exchange bureaus, libraries, univer-

sities, coin dealers, travel agents, and those relying on international trade. It features information on and images of all currencies and banknotes in circulation, information on travelers checks, and currency histories, news, and approaching expiration dates. It also lists tourist and parallel exchange rates for every country. The MRI maintains relationships with all currency issuing authorities.

For information contact the Monetary Research Institute, 1014 Wirt Road, Suite 200, Houston, TX 77055, USA; telephone: 713 827 1796; fax: 713 827 8665; email: info@mriguide.com; Web site: www.mriguide.com.



Moody's Investors Service

Moody's Investors Service

Moody's Investors Service is a global credit analysis and financial opinion firm. It provides the international investment community with globally consistent credit ratings on debt and other securities issued by North American state and regional government entities, by corporations worldwide, and by some sovereign issuers. It also publishes extensive financial data in both print and electronic form. Its clients include investment banks, brokerage firms, insurance companies, public utilities, research libraries, manufacturers, and government agencies and departments.

Moody's publishes *Sovereign, Subnational and Sovereign-Guaranteed Issuers*.

For information contact Moody's Investors Service, 99 Church Street, New York, NY 10007, USA; telephone: 212 553 1658; fax: 212 553 0882; Web site: www.moody.com.

Netcraft

Netcraft is an Internet consultancy based in Bath, England. Most of its work relates to the development of Internet services for its clients or for itself acting as principal.

For information visit its Web site: www.netcraft.com.

PricewaterhouseCoopers

Drawing on the talents of 150,000 people in more than 150 countries, PricewaterhouseCoopers provides a full range of business advisory services to leading global, national, and local companies and public institutions. Its service offerings have been organized into six lines of service, each staffed with highly qualified, experienced professionals and leaders. These services are audit, assurance, and business advisory services; business process outsourcing; financial advisory services; global human resource solutions; management consulting services; and global tax services.

PricewaterhouseCoopers publishes *Corporate Taxes: Worldwide Summaries* and *Individual Taxes: Worldwide Summaries*.

For information contact PricewaterhouseCoopers, 1301 Avenue of the Americas, New York, NY 10019, USA; telephone: 212 596 8000; fax: 212 259 1301; Web site: www.pwcglobal.com.

The PRS Group

PRS Group is a global leader in political and economic risk forecasting and market analysis and has served international companies large and small for about 20 years. The data it contributed to this year's *World Development Indicators* come from the *International Country Risk Guide*, a



monthly publication that monitors and rates political, financial, and economic risk in 140 countries. The guide's data series and commitment to independent and unbiased analysis make it the standard for any organization practicing effective risk management.

For information contact the PRS Group, 6320 Fly Road, Suite 102, PO Box 248, East Syracuse, NY 13057-0248, USA; telephone: 315 431 0511; fax: 315 431 0200; email: custserv@PRSGroup.com; Web site: www.prsgroup.com.

Standard & Poor's Equity Indexes and Rating Services

Standard & Poor's, a division of the McGraw-Hill Companies, has provided independent and objective financial information, analysis, and research for nearly 140 years. The S&P 500 index, one of its most popular products, is calculated and maintained by Standard & Poor's Index Services, a leading provider of equity indexes. Standard & Poor's indexes are used by investors around the world for measuring investment performance and as the basis for a wide range of financial instruments.

Standard & Poor's *Sovereign Ratings* provides issuer and local and foreign currency debt ratings for sovereign governments and for sovereign-supported and supranational issuers worldwide. Standard & Poor's Rating Services monitors the credit quality of \$1.5 trillion worth of bonds and other financial instruments and offers investors global coverage of debt issuers. Standard & Poor's also has ratings on commercial paper, mutual funds, and the financial condition of insurance companies worldwide.

For information on equity indexes contact Standard & Poor's Index Services, 22 Water Street, New York, NY 10041, USA; telephone: 212 438 2046; fax: 212 438 3523; email: index_services@sandp.com; Web site: www.spglobal.com.

For information on ratings contact the McGraw-Hill Companies, Inc., Executive Offices, 1221 Avenue of the Americas, New York, NY 10020, USA; telephone: 212 512 4105 or 800 352 3566 (toll free); fax: 212 512 4105; email: ratings@mcgraw-hill.com; Web site: www.standardandpoor.com/ratingsactions/ratingslists/.



World Conservation Monitoring Centre

The World Conservation Monitoring Centre (WCMC) provides information on the conservation and sustainable use of the world's living resources and helps others to develop information systems of their own. It works in close collaboration with a wide range of people and organizations to increase access to the information needed for wise management of the world's living resources. Committed to the principle of data exchange with other centers and noncommercial users, the WCMC, whenever possible, places the data it manages in the public domain.

For information contact the World Conservation Monitoring Centre, 219 Huntingdon Road, Cambridge CB3 0DL, UK; telephone: 44 12 2327 7314; fax: 44 12 2327 7136; email: info@wcmc.org.uk; Web site: www.unep-wcmc.org.


World Information Technology and Services Alliance

The World Information Technology and Services Alliance (WITSA) is a consortium of 41 information technology (IT) industry associations from around the world. WITSA members represent more than 97 percent of the world IT market. As the global voice of the IT industry, WITSA is dedicated to advo-

cating policies that advance the industry's growth and development; facilitating international trade and investment in IT products and services; strengthening WITSA's national industry associations by sharing knowledge, experience, and information; providing members with a network of contacts in nearly every region; and hosting the World Congress on Information Technology.

WITSA's publication, *Digital Planet 2000: The Global Information Economy*, uses data provided by the International Data Corporation.

For information contact WITSA, 8300 Boone Boulevard, Suite 450, Vienna, VA 22182, USA; telephone: 703 284 5329; Web site: www.witsa.org.



World Resources Institute

The World Resources Institute is an independent center for policy research and technical assistance on global environmental and development issues. The institute provides—and helps other institutions provide—objective information and practical proposals for policy and institutional change that will foster environmentally sound, socially equitable development. The institute's current areas of work include trade, forests, energy, economics, technology, biodiversity, human health, climate change, sustainable agriculture, resource and environmental information, and national strategies for environmental and resource management.

For information contact the World Resources Institute, Suite 800, 10 G Street NE, Washington, DC 20002, USA; telephone: 202 729 7600; fax: 202 729 7610; telex 64414 WRIWASH; email: lauralee@wri.org; Web site: www.wri.org.

Statistics

Data are shown for economies as they were constituted in 1999, and historical data are revised to reflect current political arrangements. Exceptions are noted throughout the tables.

Additional information about the data is provided in *Primary data documentation*. That section summarizes national and international efforts to improve basic data collection and gives information on primary sources, census years, fiscal years, and other background. *Statistical methods* provides technical information on some of the general calculations and formulas used throughout the book.

Discrepancies in data presented in different editions of the *World Development Indicators* reflect updates by countries as well as revisions to historical series and changes in methodology. Thus readers are advised not to compare data series between editions of the *World Development Indicators* or between different World Bank publications. Consistent time-series data for 1960–99 are available on the *World Development Indicators* CD-ROM.

Except where noted, growth rates are in real terms. (See *Statistical methods* for information on the methods used to calculate growth rates.) Data for some economic indicators for some economies are presented in fiscal years rather than calendar years; see *Primary data documentation*. All dollar figures are current U.S. dollars unless otherwise stated. The methods used for converting national currencies are described in *Statistical methods*.

China

On 1 July 1997 China resumed its exercise of sovereignty over Hong Kong, and on 20 December 1999 it resumed its exercise of sovereignty over Macao. Unless otherwise noted, data for China do not include data for Hong Kong, China; Taiwan, China; or Macao, China.

Democratic Republic of the Congo

Data for the Democratic Republic of the Congo (Congo, Dem. Rep., in the table listings) refer to the former Zaire. The Republic of Congo is referred to as Congo, Rep., in the table listings.

Czech Republic and Slovak Republic

Data are shown whenever possible for the individual countries formed from the former Czechoslovakia—the Czech Republic and the Slovak Republic.

Jordan

Data for Jordan refer to the East Bank only unless otherwise noted.

East Timor

On 25 October 1999 the United Nations Transitional Administration for East Timor (UNTAET) assumed responsibility for the administration of East Timor. Data for Indonesia include East Timor.

Eritrea

Data are shown for Eritrea whenever possible, but in most cases before 1992 Eritrea is included in the data for Ethiopia.

Germany

Data for Germany refer to the unified Germany unless otherwise noted.

Union of Soviet Socialist Republics

In 1991 the Union of Soviet Socialist Republics came to an end. Whenever possible, data are shown for the individual countries now existing on its former territory (Armenia, Azerbaijan, Belarus, Estonia, Georgia, Kazakhstan, Kyrgyz Republic, Latvia, Lithuania, Moldova, the Russian Federation, Tajikistan, Turkmenistan, Ukraine, and Uzbekistan).

República Bolivariana de Venezuela

In December 1999 the official name of Venezuela was changed to República Bolivariana de Venezuela (Venezuela, RB, in the table listings).

Republic of Yemen

Data for the Republic of Yemen refer to that country from 1990 onward; data for previous years refer to

aggregated data for the former People's Democratic Republic of Yemen and the former Yemen Arab Republic unless otherwise noted.

Former Socialist Federal Republic of Yugoslavia

Whenever possible, data are shown for the individual countries formed from the former Socialist Federal Republic of Yugoslavia—Bosnia and Herzegovina, Croatia, the former Yugoslav Republic of Macedonia, Slovenia, and the Federal Republic of Yugoslavia. All references to the Federal Republic of Yugoslavia in the tables are to the Federal Republic of Yugoslavia (Serbia/Montenegro) unless otherwise noted.

Changes in the System of National Accounts

For the first time, this edition of the *World Development Indicators* uses terminology in line with the 1993 System of National Accounts (SNA). For example, in the 1993 SNA *gross national income* replaces *gross national product*. See *About the data* for tables 1.1 and 4.9.

Most countries continue to compile their national accounts according to the 1968 SNA, but more and more are adopting the 1993 SNA. Countries that use the 1993 SNA are identified in *Primary data documentation*. A few low-income countries still use concepts from older SNA guidelines, including valuations such as factor cost, in describing major economic aggregates.

Classification of economies

For operational and analytical purposes the World Bank's main criterion for classifying economies is gross national income (GNI) per capita. Every economy is classified as low income, middle income (subdivided into lower middle and upper middle), or high income. For income classifications see the map on the inside front cover and the list on the front cover flap. Note that classification by income does not necessarily reflect development status. Because GNI per capita changes over time, the country composition of income groups may change from one edition of the *World Development Indicators* to the next. Once the classification is fixed for an edition, based on GNI per capita in the most recent year for which data are available (1999 in this edition), all historical data presented are based on the same country grouping.

Low-income economies are those with a GNI per capita of \$755 or less in 1999. Middle-income economies are those with a GNI per capita of more than \$755 but less than \$9,266. Lower-middle-income and upper-middle-income economies are separated at a GNI per capita of \$2,995. High-income economies are those with a GNI per capita of \$9,266 or more. The 11 participating member countries of the European Monetary Union (EMU) are presented as a subgroup under high-income economies.

Recent revisions of 1999 GNI per capita for Costa Rica, from \$2,740 to \$3,570, and for Ukraine, from \$750 to \$840, would place these countries in higher income categories. However, since the official analytical classifications are fixed during the World Bank's fiscal year (ending on 30 June), these countries remain in the income categories in which they were classified before these revisions: Costa Rica in the lower-middle-income category and Ukraine in the low-income category.

Symbols

... means that data are not available or that aggregates cannot be calculated because of missing data in the years shown.

0 or 0.0

means zero or less than half the unit shown.

/

in dates, as in 1990/91, means that the period of time, usually 12 months, straddles two calendar years and refers to a crop year, a survey year, or a fiscal year.

\$

means current U.S. dollars unless otherwise noted.

>

means more than.

<

means less than.

Data presentation conventions

- A blank means not applicable or, for an aggregate, not analytically meaningful.
- A billion is 1,000 million.
- A trillion is 1,000 billion.
- Figures in italics refer to years or periods other than those specified.
- Data for years that are more than three years from the range shown are footnoted.

The cutoff date for data is 1 February 2001.